

IG-D1 & IG-D2

Installation Manual



TECH **LUMEN**
WHEN LIGHT MATTERS

1

Parts



a.LED Engine - Inner body + Stainless steel cover



b. Installation case

2.

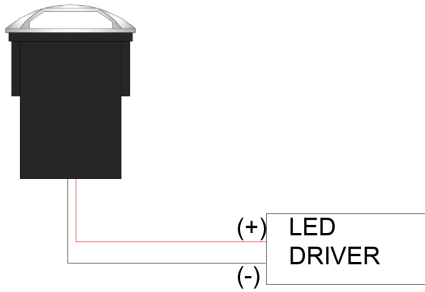
Electrical connection



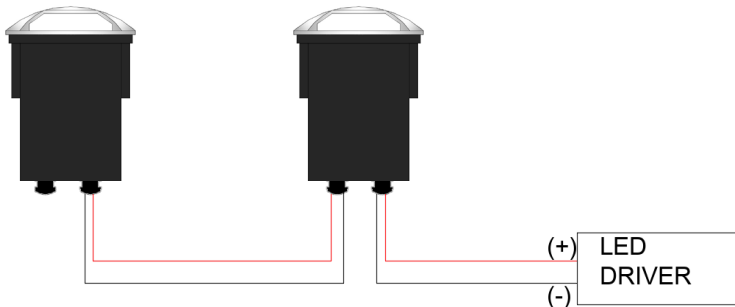
WARNING!

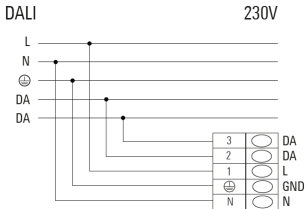
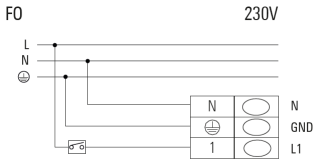
DO NOT CONNECT DRIVER
WITH MAINS VOLTAGE ON!


Single fixture connection



Connection in series





BLACK		DIMMER (L) DALI
GREY		DIMMER (N) DALI
BLUE		NEUTRAL (N)
YELLOW		EARTH
BROWN		LINE (L)



3. Fixing in base - Press fixture in installation case



TECH **LUMEN**
WHEN LIGHT MATTERS

Pursuant to the EU Directive 2002/95/EC on waste electrical and electronic equipment (WEEE) the following shall apply:

1. Lighting fitting are not to be treated as urban waste.
2. Discarded lighting fitting are to be delivered to authorised waste disposal facilities or returned to the distributor when a new equipment of the same type is purchased.
3. Fixtures that are disposed of, must not be disassembled or crushed as they contain highly polluting substances.
4. The crossed-out bin mark is applied to remind users that the product must be disposed of according to applicable legislation.
5. Unauthorised disposal of waste is an offence and will result in the penalties prescribed by the law.

- * Please follow the instructions supplied with the product to ensure proper and safe operation.
- * Keep this sheet for future reference. Please contact the supplier in case of doubt.
- * Keep the packaging label to allow easy tracking of the product in case of complaints.
- * The product cannot be modified. Any modification will void the warranty and may make the product unsafe.
- * TECHLUMEN LED LIGHTING - AFOI TSIOLAKI OE cannot be held responsible for damages caused by installation performed other than in strict accordance with the instructions described in this section.
- * The date of production, serial number, characteristics and parameters are indicated on the marking label

TECH LUMEN

W H E N L I G H T M A T T E R S