



## LED Spot

### C-RAY

Techlumen LED luminaire C-RAY, offers powerful, reliable and low maintenance lighting

C-RAY has a wide variety of optics. They have low height and easy installation. They have aluminium body that is powder coated in any RAL color

DALI

0-10V

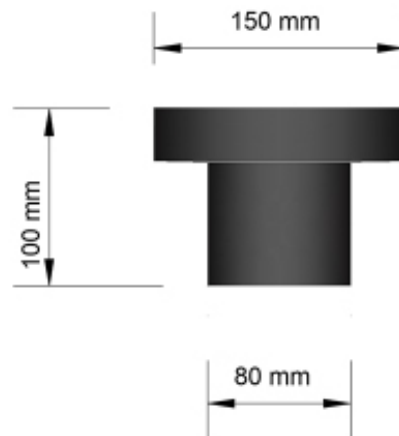
Em 3h

BLUE TOOTH

DIM to WARM

TUNABLE CCT

### Dimensions



Manufactured in Greece



### Applications

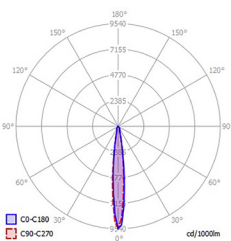
- Shops
- Supermarkets
- Offices

Type	C-RAY Series
Luminous Flux	590 lm - 2059 lm
Power	6W - 12W
Ambient Temperature	-30°C - +40°C
Efficacy	95 - 174 lm/W
Power Factor	0,95
CRI	72 - 92
CCT	2700K - 6500K
IP Rating	IP33
Body	Alluminium
Finishing	RAL selection
Dimensions	Φ80mm x H100mm
Weight	1.0 Kg
Warranty	5 years
Compliances:	CE EN 60598-1:2008 +A11:2009 EN 60598-2-2:2012 EN 60598-2-13 EN 60598-2-13/A1 EN 50581 EN 61000-3-2:2006 + A1:2009 + A2:2009 EN 61547:2009 EN 55015:2006 + A1:2007 +A2:2009 EN 61000-3-3:2008 EN 62471:2008 IEC 62778 EN 62493:2010 2011/65/EC (RoHS) 2009/125/EC (EuP)

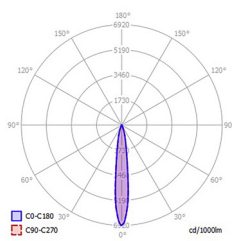
C-RAY Versions					
Watt	Code	CCT	CRI	Lumen	Lm/W
6W	C-RAY-927-6	2700	90	590	95
	C-RAY-827-6	2700	80	740	119
	C-RAY-930-6	3000	90	625	100
	C-RAY-830-6	3000	80	785	126
	C-RAY-940-6	4000	90	670	108
	C-RAY-840-6	4000	80	820	132
9W	C-RAY-850-6	5000	80	820	132
	C-RAY-750-6	5000	70	865	139
	C-RAY-827-9	2700	80	1332	146
	C-RAY-927-9	2700	90	1111	122
	C-RAY-830-9	3000	80	1388	153
	C-RAY-930-9	3000	90	1152	127
	C-RAY-835-9	3500	80	1430	157
	C-RAY-935-9	3500	90	1194	131
	C-RAY-840-9	4000	80	1444	159
	C-RAY-940-9	4000	90	1236	136
	C-RAY-750-9	5000	70	1580	174
	C-RAY-850-9	5000	80	1486	163
12W	C-RAY-950-9	5000	90	1264	139
	C-RAY-757-9	5700	70	1525	168
	C-RAY-857-9	5700	80	1511	166
	C-RAY-765-9	6500	70	1553	171
	C-RAY-865-9	6500	80	1538	169
	C-RAY-827-12	2700	80	1768	145
	C-RAY-927-12	2700	90	1473	121
	C-RAY-830-12	3000	80	1841	151
	C-RAY-930-12	3000	90	1529	125
	C-RAY-835-12	3500	80	1896	156
	C-RAY-935-12	3500	90	1584	130
	C-RAY-840-12	4000	80	1915	157
C-RAY-940-12	4000	90	1639	134	
C-RAY-750-12	5000	70	2096	172	
C-RAY-850-12	5000	80	1970	162	
C-RAY-950-12	5000	90	1676	137	
C-RAY-757-12	5700	70	2022	166	
C-RAY-857-12	5700	80	2003	164	
C-RAY-765-12	6500	70	2059	169	
C-RAY-865-12	6500	80	2041	167	

## Polar Intensity Diagram

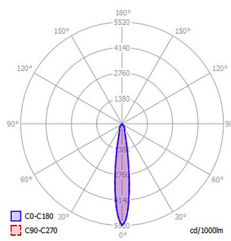
11°



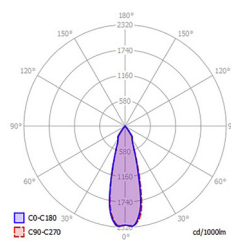
15°



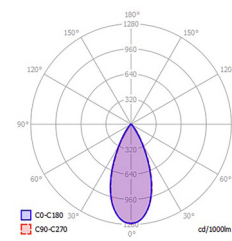
18°



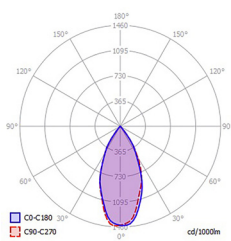
31°



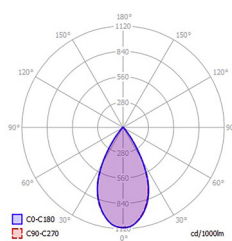
37°



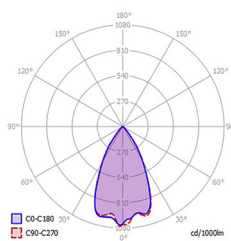
45°



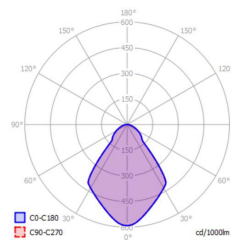
51°



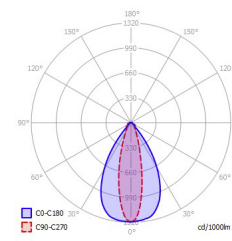
55°



75°



ovale



### AFOI TSIOLAKI OE

Industrial Zone of Thessaloniki

Greece

T: +302310 798 335

F: +302310 799 868

e-mail: [info@techlumen.gr](mailto:info@techlumen.gr)

[www.techlumen.gr](http://www.techlumen.gr)

[facebook.com/techlumenledlightingen](https://www.facebook.com/techlumenledlightingen)

[@Techlumen](https://www.twitter.com/Techlumen)

[linkedin.com/company/tsiolakis-construction](https://www.linkedin.com/company/tsiolakis-construction)