

## LED LINEAR FIXTURE

### DUPLO Series

DUPLO series LED luminaires are designed to provide uniform illumination on work surfaces, where the visual precision and visual comfort are required.

DUPLO cover with powerful lighting large areas, even from a low mounting height, while minimizing shadows.

They are made of aluminum and painted with electrostatic paint in any color RAL.

The models in the series provide lighting with a color temperature of 3000K (warm) 4000K (neutral) or 5000K (cool) with efficacy reaching up to 183lm / W.


They are produced with 5 year warranty.



Manufactured in Greece



#### Dimensions



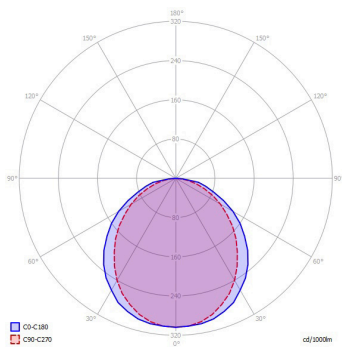
#### Applications

- Supermarkets
- Stores
- Schools
- Workshops
- Offices

Type	DUPLO
Luminus Power	1459lm - 20900lm
Power	11.3W - 114 W
Driver	Tridonic
LED Chip	Tridonic
Consumption	0.012 - 0.140 KWh/h
Ambient Temperature	-30 °C - + 50 °C
Efficacy	172 - 183 lm/W
Power Factor	0,95
CRI	>80
CCT	3000K - 5000K
IP Rating	IP30
Body	Alluminium
Finishing	135mm x 90mm x (300 - 2820)mm
Dimensions	0.6 - 3.5 Kg
Weight	Powder coating - RAL color selection
Warranty	5 years
Approvals:	CE, EN 60598-1, EN 13032.01 EN 61439-1:2009 EN 61543:1995 2006/95/EC 2004/108/EC EN 60598-2-1 RohS REACH




DUPLO Versions					
Watt	Code	CCT	CRI	Lumen	Lm/W
<b>11.3W</b>	DUPLO30-830-12	3000	80	1459	172
	DUPLO30-840-12	4000	80	1528	180
	DUPLO30-850-12	5000	80	1558	183
<b>17.0W</b>	DUPLO45-830-17	3000	80	1948	172
	DUPLO45-840-17	4000	80	2041	180
	DUPLO45-850-17	5000	80	2081	183
<b>22.6W</b>	DUPLO60-830-23	3000	80	2918	172
	DUPLO60-840-23	4000	80	3056	180
	DUPLO60-850-23	5000	80	3116	183
<b>28.3W</b>	DUPLO85-830-28	3000	80	5874	172
	DUPLO85-840-28	4000	80	6150	180
	DUPLO85-850-28	5000	80	6270	183
<b>45.3W</b>	DUPLO115-830-45	3000	80	7832	172
	DUPLO115-840-45	4000	80	8200	180
	DUPLO115-850-45	5000	80	8360	183
<b>56.6W</b>	DUPLO142-830-57	3000	80	9790	172
	DUPLO142-840-57	4000	80	10250	180
	DUPLO142-850-57	5000	80	10450	183
<b>72.0W</b>	DUPLO170-T-830-72	3000	80	11748	172
	DUPLO170-T-840-72	4000	80	12300	180
	DUPLO170-T-850-72	5000	80	12540	183
<b>80.0W</b>	DUPLO200-T-830-80	3000	80	13706	172
	DUPLO200-T-840-80	4000	80	14350	180
	DUPLO200-T-850-80	5000	80	14630	183
<b>90.0W</b>	DUPLO225-T-830-90	3000	80	15664	172
	DUPLO225-T-840-90	4000	80	16400	180
	DUPLO225-T-850-90	5000	80	16720	183
<b>102.0W</b>	DUPLO255-T-830-102	3000	80	17622	172
	DUPLO255-T-840-102	4000	80	18450	180
	DUPLO255-T-850-102	5000	80	18810	183
<b>114.0W</b>	DUPLO282-T-830-114	3000	80	19580	172
	DUPLO282-T-840-114	4000	80	20500	180
	DUPLO282-T-850-114	5000	80	20900	183

## Polar Intensity Diagram



**AFOI TSIOLAKI OE**  
 Industrial Zone of Thessaloniki  
 Greece  
 T: +302310 798 335  
 F: +302310 799 868

e-mail: [info@techlumen.gr](mailto:info@techlumen.gr)  
[www.techlumen.gr](http://www.techlumen.gr)

 [facebook.com/Techlumen](https://facebook.com/Techlumen)  
 [@Techlumen](https://twitter.com/Techlumen)  
 [linkedin.com/company/tsiolakis-construction](https://linkedin.com/company/tsiolakis-construction)