



LED FLOODLIGHT

SPC-H Series

LED floodlight Techlumen SPC-H is low in weight, minimal in design and small in size for its high power and efficacy.

It has a variety of mounting options and can be easily installed in difficult positions.

SPC-H is made of aluminium and painted with electrostatic paint. It is produced in a range of 31W - 160W versions.

There are also versions of CRI >90 for applications that require high color discrimination. It is equipped with optics that produce beam of 30° to 120°, or street lighting optics.

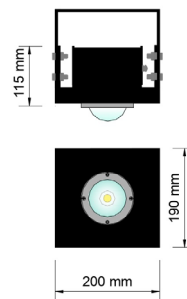
Optionally it can be made of anodized aluminium.

The lighting engine consists of Bridgelux Vero LED chips, which are backed-up with 10 years warranty.

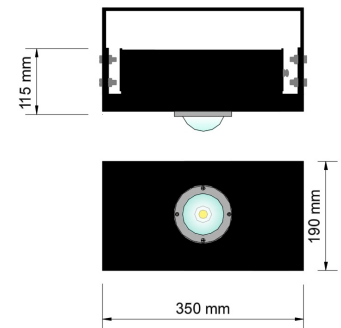
The SPC-H has L80 rating >70000h.

Dimensions


31W



36W - 160W



DALI
0-10V
Em 3h
BLUE TOOTH
DIM to WARM
TUNABLE CCT



Pros

- Low working temperature
- It produces little heat compared to other types of lighting
- Requires no maintenance
- Long life - 5 years warranty
- Easy installation
- High reliability
- Excellent performance with low power consumption
- High brightness
- High color rendering up to 90 CRI
- Instant start - immediate termination
- It does not emit UV or IR radiation
- Does not contain mercury
- Resistance to shock and vibration

Manufactured in Greece







Thessaloniki's Castle - 2000K CCT

Type	SPC-H
Luminous Flux	4456lm - 26424lm
Power	31W - 160W
Ambient Temperature	-30 °C - + 50 °C
Efficacy	146 lm/W - 206 lm/W
Beam angle	30°-120°
Power Factor	0,95
CRI	70 - 90
CCT	2000K - 6500K
IP Rating	IP66
IK Rating	IK09
Body	Aluminium
EPA	0,03m ² - 0,05m ²
Finishing	Any RAL -powder coating
Dimensions	(200 - 350) mm X 190mm X 114mm
Weight	1,9 - 5,8 Kg
Warranty	5 years
Compliances:	EN 60598-2-5 EN 60598-2-1:1989 EN 55015:2006 + A1:2007 + A2:2009 EN 62471:2008 EN 61000-3-2:2006 + A1:2009 + A2:2009 EN 61000-3-3:2008 EN 61547:2009 EN 62493:2010 Directive (LVD) 2014/35/EU Directive (EMC) 2014/30/EU Directive (RoHS) 2011/65/EC Directive (REACH) 2006/1907/EC Directive (EuP) 2009/125/EC

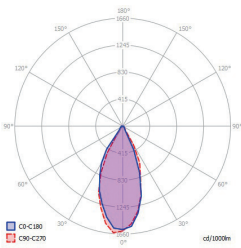
- CRI 90 upon request

SPC-H Versions						
Watt	Code	CCT	CRI	Lumen	Lm/W	
31W	SPC-H-620-31	2000	65	4456	146	
	SPC-H-827-31	2700	80	4690	151	
	SPC-H-830-31	3000	80	4780	157	
	SPC-H-835-31	3500	80	4907	161	
	SPC-H-840-31	4000	80	4954	163	
	SPC-H-750-31	5000	70	5422	178	
	SPC-H-850-31	5000	80	5096	167	
	SPC-H-757-31	5700	70	5232	172	
	SPC-H-857-31	5700	80	5097	167	
	SPC-H-765-31	6500	70	5327	175	
36W	SPC-H-865-31	6500	80	5190	170	
	SPC-H-620-36	2000	65	5397	149	
	SPC-H-827-36	2700	80	5740	159	
	SPC-H-830-36	3000	80	5823	161	
	SPC-H-835-36	3500	80	5944	164	
	SPC-H-840-36	4000	80	6000	166	
	SPC-H-750-36	5000	70	6567	181	
	SPC-H-850-36	5000	80	6173	170	
	SPC-H-757-36	5700	70	6337	175	
	SPC-H-857-36	5700	80	6053	167	
54W	SPC-H-765-36	6500	70	6452	178	
	SPC-H-865-36	6500	80	6164	170	
	SPC-H-620-54	2000	65	8533	160	
	SPC-H-827-54	2700	80	9076	168	
	SPC-H-830-54	3000	80	9121	171	
	SPC-H-835-54	3500	80	9394	176	
	SPC-H-840-54	4000	80	9486	178	
	SPC-H-750-54	5000	70	10382	195	
	SPC-H-850-54	5000	80	9758	183	
	SPC-H-757-54	5700	70	10017	188	
70W	SPC-H-857-54	5700	80	9637	181	
	SPC-H-765-54	6500	70	10199	191	
	SPC-H-865-54	6500	80	9814	184	
	SPC-H-620-70	2000	65	11889	169	
	SPC-H-827-70	2700	80	12540	179	
	SPC-H-830-70	3000	80	12710	181	
	SPC-H-835-70	3500	80	13091	186	
	SPC-H-840-70	4000	80	13218	188	
	SPC-H-750-70	5000	70	14488	206	
	SPC-H-850-70	5000	80	13619	194	
70W	SPC-H-757-70	5700	70	13980	199	
	SPC-H-857-70	5700	80	13428	191	
	SPC-H-765-70	6500	70	14235	203	
	SPC-H-865-70	6500	80	13675	195	

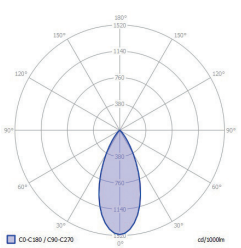
SPC-H Versions						
Watt	Code	CCT	CRI	Lumen	Lm/W	
96W	SPC-H-620-96	2000	65	15410	158	
	SPC-H-827-96	2700	80	16090	167	
	SPC-H-830-96	3000	80	16185	169	
	SPC-H-835-96	3500	80	16670	174	
	SPC-H-840-96	4000	80	16832	176	
	SPC-H-750-96	5000	70	18450	193	
	SPC-H-850-96	5000	80	17344	181	
	SPC-H-757-96	5700	70	17803	186	
	SPC-H-857-96	5700	80	17100	179	
	SPC-H-765-96	6500	70	18127	190	
130W	SPC-H-865-96	6500	80	17474	182	
	SPC-H-620-130	2700	80	20676	159	
	SPC-H-830-130	3000	80	21125	162	
	SPC-H-835-130	3500	80	21596	166	
	SPC-H-840-130	4000	80	21618	166	
	SPC-H-750-130	5000	70	22559	173	
	SPC-H-850-130	5000	80	21796	167	
	SPC-H-757-130	5700	70	22115	170	
	SPC-H-857-130	5700	80	21125	162	
	SPC-H-765-130	6500	70	22284	171	
145W	SPC-H-865-130	6500	80	21321	164	
	SPC-H-620-145	2700	80	22298	154	
	SPC-H-830-145	3000	80	22783	157	
	SPC-H-835-145	3500	80	23428	161	
	SPC-H-840-145	4000	80	23510	162	
	SPC-H-750-145	5000	70	24500	169	
	SPC-H-850-145	5000	80	23812	164	
	SPC-H-757-145	5700	70	22189	166	
	SPC-H-857-145	5700	80	21796	157	
	SPC-H-765-145	6500	70	23924	165	
160W	SPC-H-865-145	6500	80	23029	159	
	SPC-H-620-160	2700	80	23879	149	
	SPC-H-830-160	3000	80	24418	152	
	SPC-H-835-160	3500	80	24987	156	
	SPC-H-840-160	4000	80	25028	156	
	SPC-H-750-160	5000	70	26424	165	
	SPC-H-850-160	5000	80	25347	158	
	SPC-H-757-160	5700	70	25697	160	
	SPC-H-857-160	5700	80	24398	152	
	SPC-H-765-160	6500	70	25698	160	
SPC-H-865-160	6500	80	24722	154		

Polar Intensity Diagram

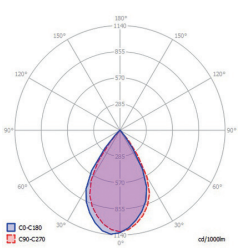
30°



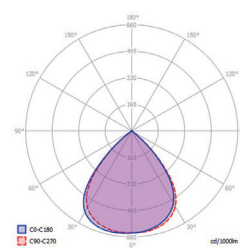
45°



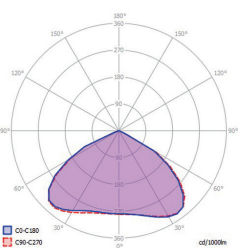
60°



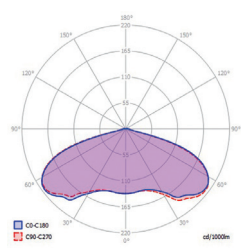
90°



120°



Wide



AFOI TSIOLAKI OE

Industrial Zone of Thessaloniki
Greece

T: +302310 798 335

F: +302310 799 868

e-mail: info@techlumen.gr

www.techlumen.gr

facebook.com/Techlumen

@Techlumen

linkedin.com/company/tsiolakis-construction