



## Linear LED

### L-SPX Series

L-SPX linear LED luminaires provide powerful lighting with minimal consumption.

They are available in versions of 3000K - 6500K and in various lengths, up to 282cm and 30520lm.

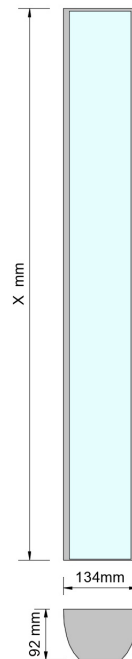
They have 5 years warranty.

L-SPX LED fixtures are also produced with additional emergency function, with 1h or 3h or emergency operation during power failures.

- DALI
- 0-10V
- Em 3h
- BLUE TOOTH
- DIM to WARM
- TUNABLE CCT



### Dimensions



Manufactured in Greece



### Applications

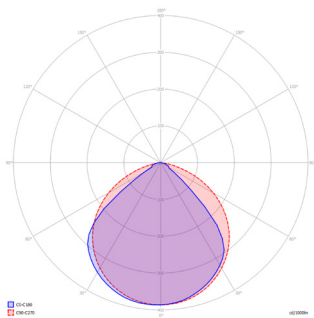
- Warehouses
- Supermarkets
- Offices
- Factories

Type	L-SPX
Luminous Flux	2840 lm - 30520 lm
Power	19W - 185W
Ambient Temperature	-30 °C - + 50 °C
Efficacy	156 - 165lm/W
Power Factor	0,95
CRI	80
CCT	3000K - 6500K
IP Rating	IP30
IK Rating	IP07
Body	Aluminium
Dimensions	51mm x 75mm x (300 - 2820)mm
Weight	0.6 - 4.5 Kg
Finishing	Powder coating - RAL color selection
Warranty	5 years
Compliances	CE EN 60598-1:2021+A11:2022 EN 60598-2-1:2022 EN 60598-2-2:2023 EN IEC 61000-3-2:2019+A1:2021 EN 61000-3-3:2013+A2:2021 EN 61547:2020 EN 55015:2019+A11:2020 EN 62471:2008 IEC/TR 62778:2014 EN 62493:2015+A1:2022 EN 63000:2018 Directive (LVD) 2014/35/EU Directive (EMC) 2014/30/EU Directive (RoHS) 2011/65/EC Directive (REACH) 2015/863/EU Directive (GPS) 2015/863/EU Directive (EuP) 2001/95/EC

L-SPX Versions						
Watt	Code	CCT	CRI	Lumen	Lm/W	
<b>18W - 30cm</b>	L-SPX-30-830-18	3000	80	2877	160	
	L-SPX-30-840-18	4000	80	3052	170	
	L-SPX-30-850-18	5000	80	3032	168	
<b>37W - 60cm</b>	L-SPX-60-865-18	6500	80	2992	166	
	L-SPX-60-830-37	3000	80	5754	156	
	L-SPX-60-840-37	4000	80	6104	165	
<b>56W - 85cm</b>	L-SPX-60-850-37	5000	80	6064	164	
	L-SPX-60-865-37	6500	80	5984	162	
	L-SPX-85-830-56	3000	80	8631	154	
<b>75W - 115cm</b>	L-SPX-85-840-56	4000	80	9156	164	
	L-SPX-85-850-56	5000	80	9096	162	
	L-SPX-85-865-56	6500	80	8976	160	
<b>93W - 142cm</b>	L-SPX-115-830-75	3000	80	11508	153	
	L-SPX-115-840-75	4000	80	12208	163	
	L-SPX-115-850-75	5000	80	12128	162	
<b>115W - 170cm</b>	L-SPX-115-865-75	6500	80	11968	160	
	L-SPX-142-830-93	3000	80	14385	155	
	L-SPX-142-840-93	4000	80	15260	164	
<b>137W - 200cm</b>	L-SPX-142-850-93	5000	80	15160	163	
	L-SPX-142-865-93	6500	80	14960	161	




L-SPX Versions						
Watt	Code	CCT	CRI	Lumen	Lm/W	
<b>111W - 170cm</b>	L-SPX-170-830-111	3000	80	17262	156	
	L-SPX-170-840-111	4000	80	18312	165	
	L-SPX-170-850-111	5000	80	18192	164	
	L-SPX-170-865-111	6500	80	17952	162	
<b>130W - 200cm</b>	L-SPX-200-830-130	3000	80	20139	155	
	L-SPX-200-840-130	4000	80	21364	164	
	L-SPX-200-850-130	5000	80	21224	163	
	L-SPX-200-865-130	6500	80	20944	161	
<b>148W - 225cm</b>	L-SPX-225-830-148	3000	80	23016	156	
	L-SPX-225-840-148	4000	80	24416	165	
	L-SPX-225-850-148	5000	80	24256	164	
	L-SPX-225-865-148	6500	80	23936	162	
<b>167W - 255cm</b>	L-SPX-255-830-167	3000	80	25893	155	
	L-SPX-255-840-167	4000	80	27468	164	
	L-SPX-255-850-167	5000	80	27288	163	
	L-SPX-255-865-167	6500	80	26928	161	
<b>185W - 282cm</b>	L-SPX-282-830-185	3000	80	28770	156	
	L-SPX-282-840-185	4000	80	30520	165	
	L-SPX-282-850-185	5000	80	30320	164	
	L-SPX-282-865-185	6500	80	29920	162	

## Polar Intensity Diagram



**AFOI TSIOLAKI & SIA OE G.P.**  
Industrial Zone of Thessaloniki  
Greece  
T: +302310 798 335  
F: +302310 799 868

e-mail: [info@techlumen.gr](mailto:info@techlumen.gr)  
[www.techlumen.gr](http://www.techlumen.gr)

 [facebook.com/Techlumen](https://facebook.com/Techlumen)  
 [@Techlumen](https://twitter.com/Techlumen)  
 [linkedin.com/company/tsiolakis-construction](https://linkedin.com/company/tsiolakis-construction)